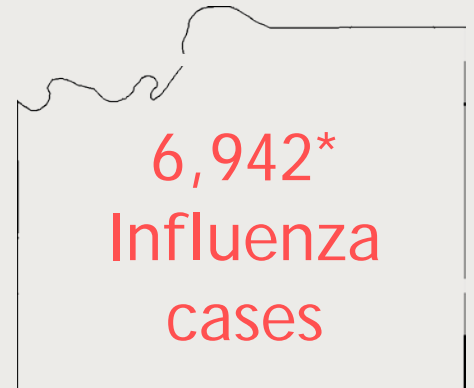
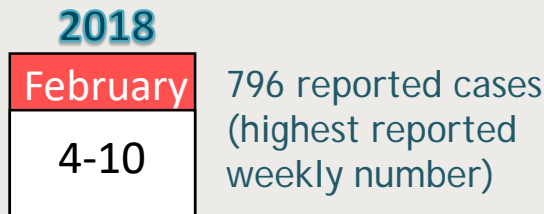


# 2017-2018 Influenza Season Surveillance Johnson County, Kansas

## 246% increase

in reported influenza cases compared to 2016-2017



## 1 in 7

Cases were 65 years old and older

\*Cases represent those who voluntarily reported from reporting sites to JCDHE, as influenza is not reportable in Kansas.

## 25

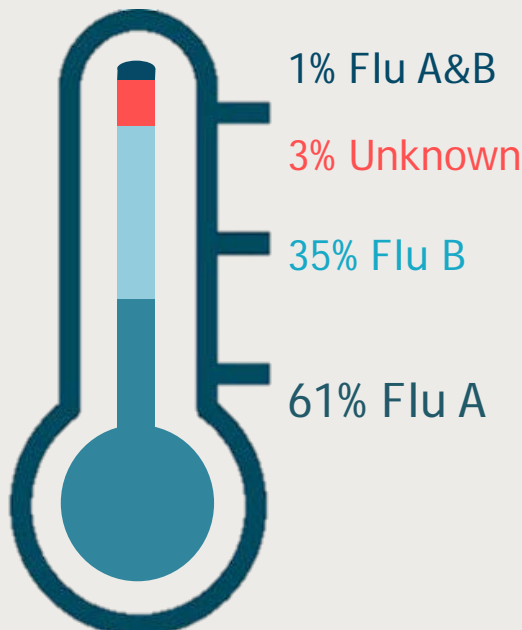
Median AGE of reported cases

## 54%

of cases were female



### Influenza Type



### Reporting Sites

- 27 Urgent Care Centers
- 23 Schools
- 14 Hospitals
- 8 Primary Care Offices
- 5 Health Departments
- 3 Long-term Care Facilities
- 1 Specialty Clinic