



**JOHNSON COUNTY**  
KANSAS  
**Health & Environment**

DATE: 7-22-14

CHAP MEETING

**Attendees:** Nicole Brown, Diane Hendricks, Renee Bryant, Celia Ruiz, Cindy Galemore, Amber Giron, Regina Johnson, Valorie Carson, Shelly Summer, Holly Frye, Macie Houston, Sue Matson, Deb Whiteman, Kevin Kovach, Carol Roeder-Esser, Kevin Walker, Connie Dodson, Lougene Marsh, Barbara Mitchell, Carey Yale, Erin Gribbin, Eldonna Chesnut, Geoffrey Kigenyi, Stephanie Manning, Leslie Mackey, Kimberly Herndon, Brooke Burns

Agenda item	Discussion
<b>Welcome/Introductions</b>	<ul style="list-style-type: none"> <li>Meeting facilitated by Barbara Mitchell, JCDHE</li> </ul>
<b>Report on the Mental Health/ Substance Abuse Work Group Evaluation</b>	<ul style="list-style-type: none"> <li>Presented by Kevin Kovach, JCDHE</li> <li>The results of the evaluation have brought forth three goals to make the workgroup successful.               <ol style="list-style-type: none"> <li>Clarify membership-who is involved, who has dropped off, who needs to be included.</li> <li>Create a mission statement.</li> <li>Share goals.</li> </ol> </li> </ul>
<b>Review of Community Health Improvement Plan Activities/Accomplishments</b>	<p><b>Nutrition</b></p> <ul style="list-style-type: none"> <li>Child care facilities will be offered an ongoing two year training program to teach policies. Clock hours will be offered and there will be space for three people from 30 different facilities.</li> <li>Will be offering guidance to the food pantries as to what kinds of donations should be accepted. Still working on getting fresh produce to pantries.</li> <li>There will be 20 fruit trees planted at the Adult Residential Center. The fruit will go to residents, pantries, and SafeHome residents.</li> <li>Concessions have the new menu in place and sales have increased.</li> <li>Conducted a photo shoot at New Century to support the new menu by way of a marketing campaign.</li> <li>This year's Food Day apple share will be conducted on October 24<sup>th</sup> at City Market.</li> </ul> <p><b>Physical Activity</b></p> <ul style="list-style-type: none"> <li>Six schools participate in Walking School Bus. Working with principals and PE teachers as well as school nurses.</li> <li>Next steps will include cycling safety groups.</li> <li>MARC is working on walkability in Overland Park and Shawnee Mission for safer routes to school.</li> <li>JCDHE Environmental Division is leading the annual Green Commute Challenge.</li> </ul> <p><b>Access to Care</b></p> <ul style="list-style-type: none"> <li>12,678 students underwent dental screenings in the 2013-2014 school year.</li> <li>Three new dentists have been recruited as volunteers.</li> </ul>

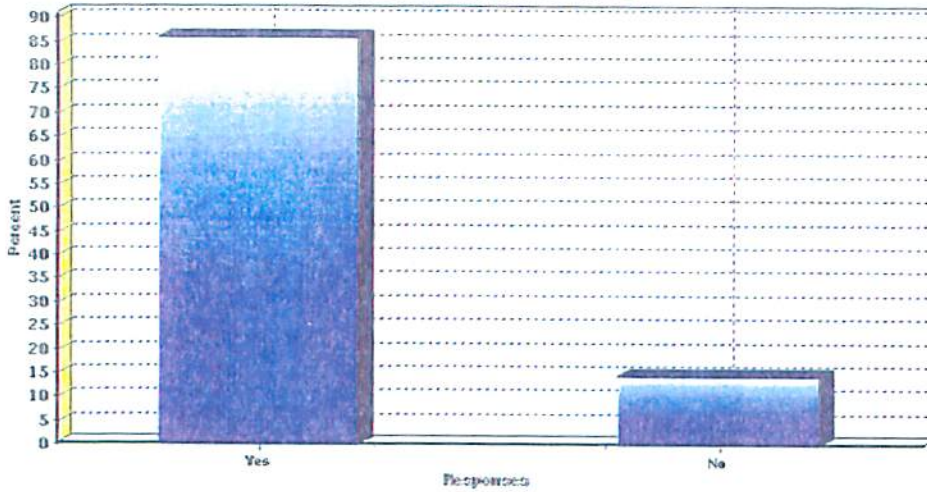
	<ul style="list-style-type: none"> <li>• Ten schools will be scheduled as screening sites.</li> <li>• Working on an “Adopt a School” approach in which a dentist or hygienist would work with one particular school and would coordinate the screenings directly with the school.</li> <li>• Kansas Cavity-Free Kids mandates that children enrolled in the Head Start program will receive dental screenings.</li> </ul> <p><b>Mental Health/Substance Abuse</b></p> <ul style="list-style-type: none"> <li>• Regional Prevention Center is working on a change in policy that would focus on a coach’s code of conduct in relation to tobacco and alcohol use in the presence of children. Focus areas are Blue Valley PRK and JCPRD.</li> <li>• Food For Thought now has a class model and two schools have participated in the program, while more schools are being recruited.</li> <li>• FAST, Families and Schools Together, will have an early fall meeting with the schools for implementation in the second semester.</li> <li>• Mental health and substance abuse in teens were topics of discussion at the town/home meeting. Information is posted on the Mental Health Center’s webpage.</li> </ul>
<b>Sharing/Updates</b>	<ul style="list-style-type: none"> <li>• 2011 &amp; 2012 BRFSS results were shared. (see below)</li> <li>• JCDHE is discussing joining forces with local hospitals to conduct the assessment because the goals are the same.</li> <li>• JCDHE is the first accredited health department in the state of Kansas, being granted its accreditation on 6/18/14. Thanks to all who came to offer support at the site visit.</li> <li>• Governors Summit on Obesity – October 8, 2014 in Manhattan, KS. Walkability information will be presented so people can take it back to their own communities. Mark Fenton will lead the meeting as well as be a featured speaker.</li> <li>• Kansas for a Healthy Future is working on e-cigarette restrictions in Overland Park.</li> <li>• Look for activity on tobacco control strategies this fall.</li> <li>• Promoting Kansas City Kids marathon – education on setting up running clubs for elementary schools.</li> <li>• Mental Health First Aid classes still being offered to the community.</li> <li>• Fox 4 giving away green “Mental Health Matters” bracelets to raise awareness.</li> <li>• KPHA Annual Conference will be held 9/29 – 10/1.</li> <li>• JCDHE surveyors will begin school inspections in the fall, looking for health and environment safety.</li> </ul>
<b>2014 Meeting Dates</b>	<ul style="list-style-type: none"> <li>• October 28, 2014</li> </ul>

## BRFSS 2012 - Johnson County, KS

Exercise: During the past month, did you participate in any physical activities?

	Yes	No
%	85.8	14.2
CI	(83.8-87.9)	(12.1-16.2)
n	1839	339

Participated in Physical Activities  
Johnson County, KS - 2012

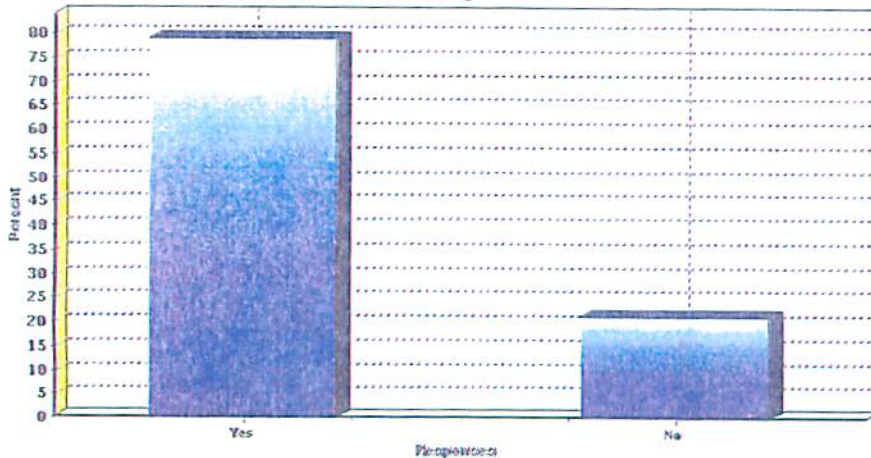


## BRFSS 2011 - Johnson County, KS

Exercise: During the past month, did you participate in any physical activities?

	Yes	No
%	79.0	21.1
CI	(77.0-80.9)	(19.2-22.9)
n	2599	675

Participated in Physical Activities  
Johnson County, KS - 2011

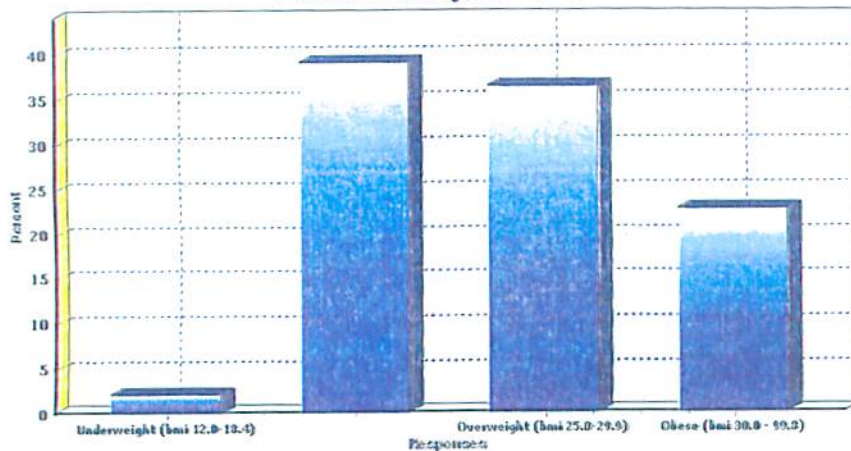


## BRFSS 2012 - Johnson County, KS

### Overweight and Obesity (BMI): Weight classification by Body Mass Index (BMI)

	Underweight (bmi 12.0-18.4)	Normal Weight (bmi 18.5-24.9)	Overweight (bmi 25.0-29.9)	Obese (bmi 30.0 - 99.8)
%	2.1	39.0	36.3	22.6
CI	(1.3-2.9)	(36.2-41.7)	(33.5-39.1)	(20.2-25.0)
n	42	827	727	475

**Overweight and Obesity (BMI)  
Johnson County, KS - 2012**

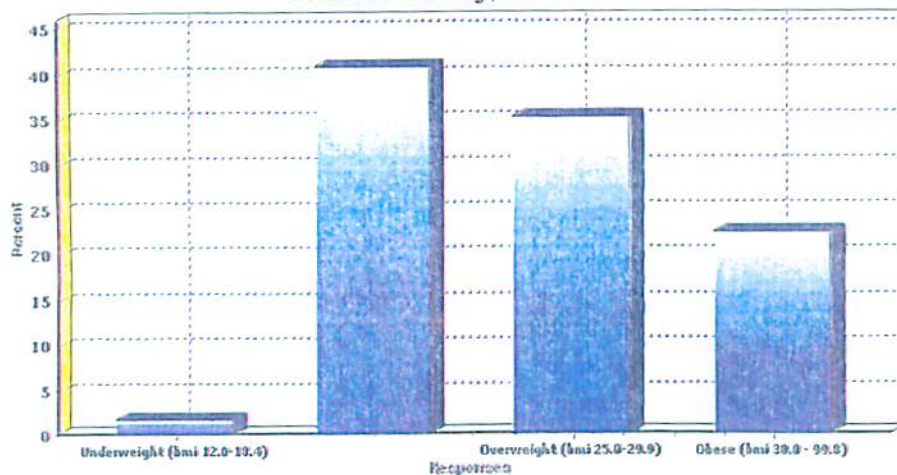


## BRFSS 2011 - Johnson County, KS

### Overweight and Obesity (BMI): Weight classification by Body Mass Index (BMI)

	Underweight (bmi 12.0-18.4)	Normal Weight (bmi 18.5-24.9)	Overweight (bmi 25.0-29.9)	Obese (bmi 30.0 - 99.8)
%	1.7	40.7	35.2	22.4
CI	(1.1-2.3)	(38.4-43.0)	(33.1-37.3)	(20.5-24.3)
n	54	1282	1144	688

**Overweight and Obesity (BMI)  
Johnson County, KS - 2011**

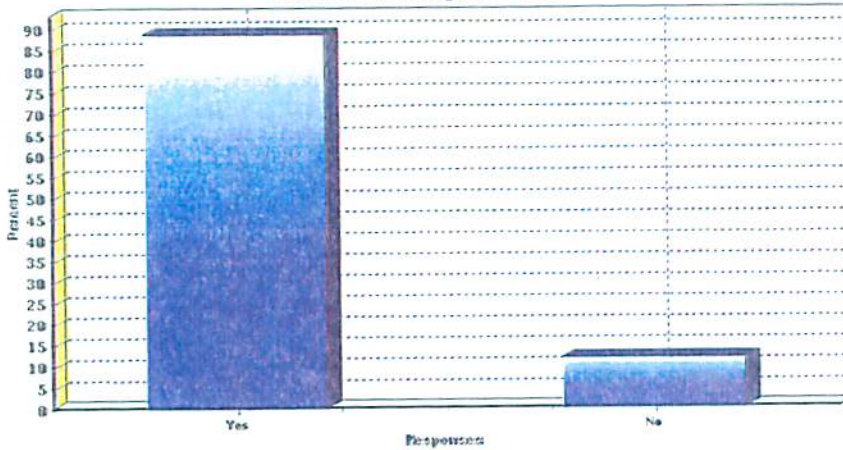


## 2012 - Johnson County, KS

### Health Care Access/Coverage: Adults aged 18-64 who have any kind of health care coverage

	Yes	No
%	88.4	11.6
CI	(86.0-90.8)	(9.2-14.0)
n	1380	122

Adults 18-64 Have Health Care Coverage  
Johnson County, KS - 2012

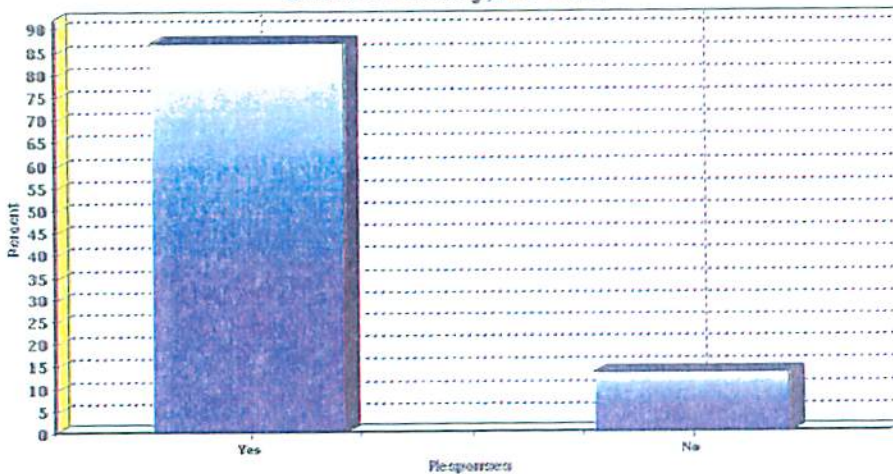


## 2011 - Johnson County, KS

### Health Care Access/Coverage: Adults aged 18-64 who have any kind of health care coverage

	Yes	No
%	86.8	13.2
CI	(84.8-88.8)	(11.2-15.2)
n	2149	221

Adults 18-64 Have Health Care Coverage  
Johnson County, KS - 2011



**Percentage of Adults Who Reported Their Mental Health Was Not Good on 14 or More Days in the Past 30 Days, 2009**

**Johnson County**

	Unweighted Frequency	Weighted Percentage	95% Confidence Limit	
			Lower	Upper
Kansas	1630	8.6	8.1	9.2
Johnson County	217	7.1	5.9	8.3
<b>Gender</b>				
Men	84	6.9	5.1	8.8
Women	133	7.3	5.7	8.9
<b>Age</b>				
18 to 44 Years	71	7.9	5.7	10.0
45 to 64 Years	100	7.0	5.5	8.5
65 Years and Older	46	4.8	3.3	6.4

**Percentage of Adults Who Reported Their Mental Health Was Not Good on 14 or More Days in the Past 30 Days, 2011**

**Johnson County**

	Unweighted Frequency	Weighted Percentage	Standard Error	95% Confidence Limits	
				Lower	Upper
Kansas	1,937	10.2	0.3	9.6	10.8
Johnson County	229	7.6	0.6	6.4	8.8
<b>Gender</b>					
Men	74	5.8	0.8	4.2	7.3
Women	155	9.4	1.0	7.5	11.3
<b>Age Group</b>					
18 to 44 Years	73	8.4	1.1	6.3	10.6
45 to 64 Years	104	7.6	0.9	5.9	9.3
65 Years and Older	49	5.0	0.8	3.5	6.5

10.18.14

9:30 AM

KIDS K-8TH GRADE

SIGN UP IN  
GROUPS OF 10 OR MORE  
THROUGH YOUR SCHOOL OR YOUTH SPORTS GROUP

OR

SIGN UP AS AN  
INDIVIDUAL  
ACCOMPANIED BY A RESPONSIBLE ADULT



## 1.2 MILE COURSE

### MAIN AND PERSHING



Children's Mercy

### WE ARE CHANGING LIVES ONE MILE AT A TIME!

As part of the fun run experience, participating kids, kindergarten through eighth grade, are encouraged to "train" by tracking 25 miles on their own leading up to race day. The final 1.2 miles, which starts at Main and Pershing, north of Crown Center, will be completed on race day.

**PARTICIPANTS RECEIVE EVENT T-SHIRT,  
RACE BIB, AND FINISHER'S MEDAL!**

**REGISTER AT [KCMARATHON.ORG](http://KCMARATHON.ORG)**