

T-HANGAR INFORMATION

Effective July 1, 2015

NEW CENTURY AIRPORT (IXD)

- ROW A – SMALL HANGARS** run North & South / Even numbers face West / Odd numbers face East /
Electricity paid by Airport / Dimensions 42' X 12' X 32' Deep /
Monthly rental fee \$275.00 / End hangar units \$313.00 – 1 & 24
- ROW B – LARGE HANGARS** run North & South / Even numbers face West / Odd numbers face East /
Electricity paid by Airport / Dimensions 48' X 14' X 38' Deep /
Monthly rental fee \$356.00 / End hangar units \$415.00 – 1, 20 & 21
- ROW C – LARGE HANGARS** run East & West / Odd numbers face South / Even numbers face North /
Electricity paid by Airport / Dimensions 48' X 14' X 38' Deep /
Monthly rental fee \$356.00 / End hangar units \$415.00 – 1 & 14
- ROW D & E – SMALL HANGARS** run East & West / Odd numbers face South / Even numbers face
North / Electricity paid by Airport / Dimensions 42' X 12' X 32' Deep /
Monthly rental fee \$275.00 / End hangar units \$313.00 – 1 & 16 Both rows

EXECUTIVE AIRPORT (OJC)

- ROW K, L, M, N – SMALL HANGARS** located on West side of field, run East & West /
Odd numbers face North / Even numbers face South / Electricity paid by Airport /
Dimensions 42' X 12' X 32' Deep /
Monthly rental fee \$275.00 / End hangar units \$313.00 - K-1, L & M-16 & N-2 & 15
- ROW R, S, T – SMALL HANGARS** located on East side of field, run North & South /
Odd numbers face East / Even numbers face West / Electricity paid by Airport /
Dimensions 42' X 12' X 32' Deep /
Monthly rental fee \$275.00 / End hangar units \$313.00 – 1 & 14
- ROW O – SMALL HANGAR** located on East side of field, run North & South / Odd numbers face East/
Even numbers face West / Electricity paid by Airport / Dimensions 42' X 12' X 32' Deep /
Monthly rental fee \$275.00 / End hangar units \$313.00 – 1, 2, 14 & 15
- ROW P – LARGE HANGAR** located on East side of field, run North & South / Odd numbers face East /
Even numbers face West / Electricity paid by Airport / Dimensions 48' X 14' X 38' Deep /
Monthly rental fee \$356.00 / End hangar units \$415.00 – 1, 2, 11 & 12

ADDRESS FOR T-HANGARS

IXD
ROW A – 3 AERO PLAZA
(A-1 TO A-26)
ROW B – 4 AERO PLAZA
(B-1 TO B-22)

OJC
ROW R – 12721 W. 151ST
ROW S – 12725 W. 151ST
ROW T – 12729 W. 151ST

CURRENT HANGAR SIZES

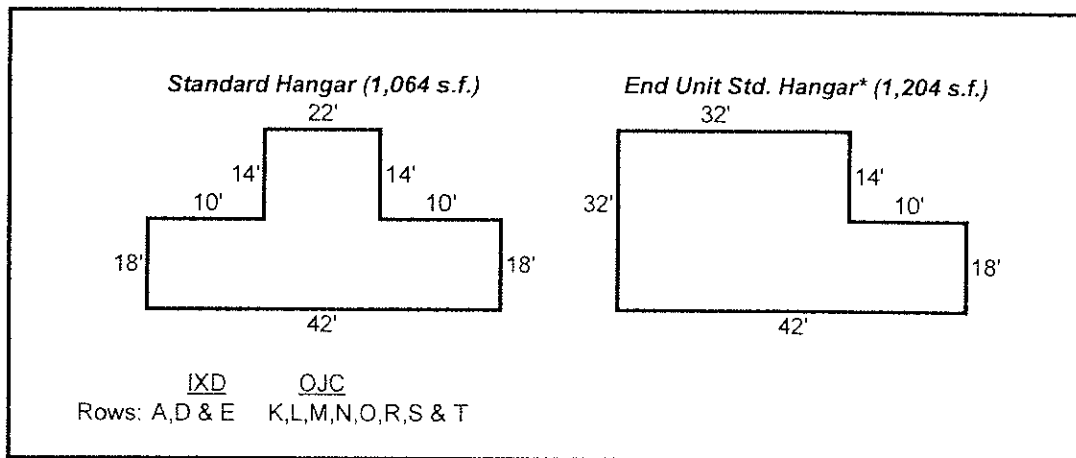
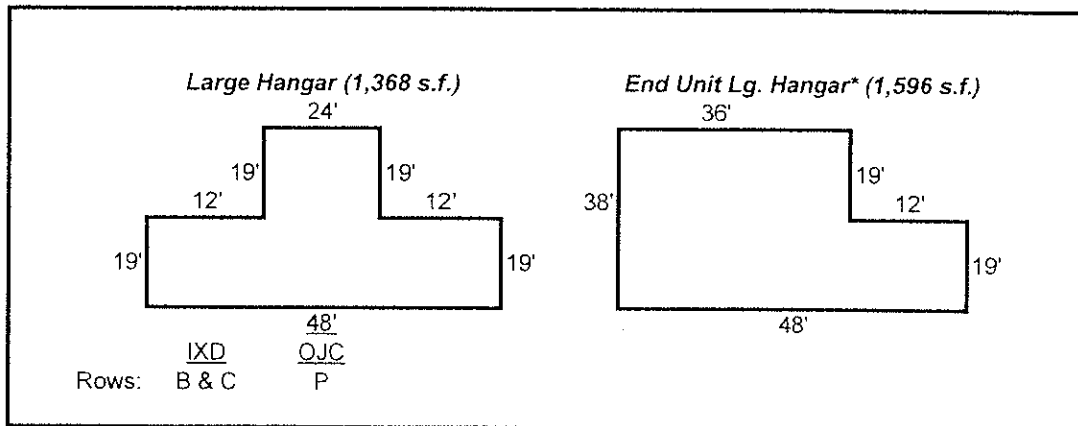
	<u>Regular</u>	<u>Large</u>
Door Width	42'	48'
Door Height	12'	14'
Depth to back of "T"	32'	38'
Add. Sq. Ft. in End Unit	140 s.f (Approx)	228 s.f. (Approx)
Rows @ IXD	A,D,E	B,C
Rows @ OJC	K,L,M,N,O,R,S,T	P

END UNITS @ IXD

Row	Unit	
A	1, 24	
B	1, 20, 21	(2 is Maint. Supply)
C	1, 14	
D	1, 16	
E	1, 16	

END UNITS @ OJC

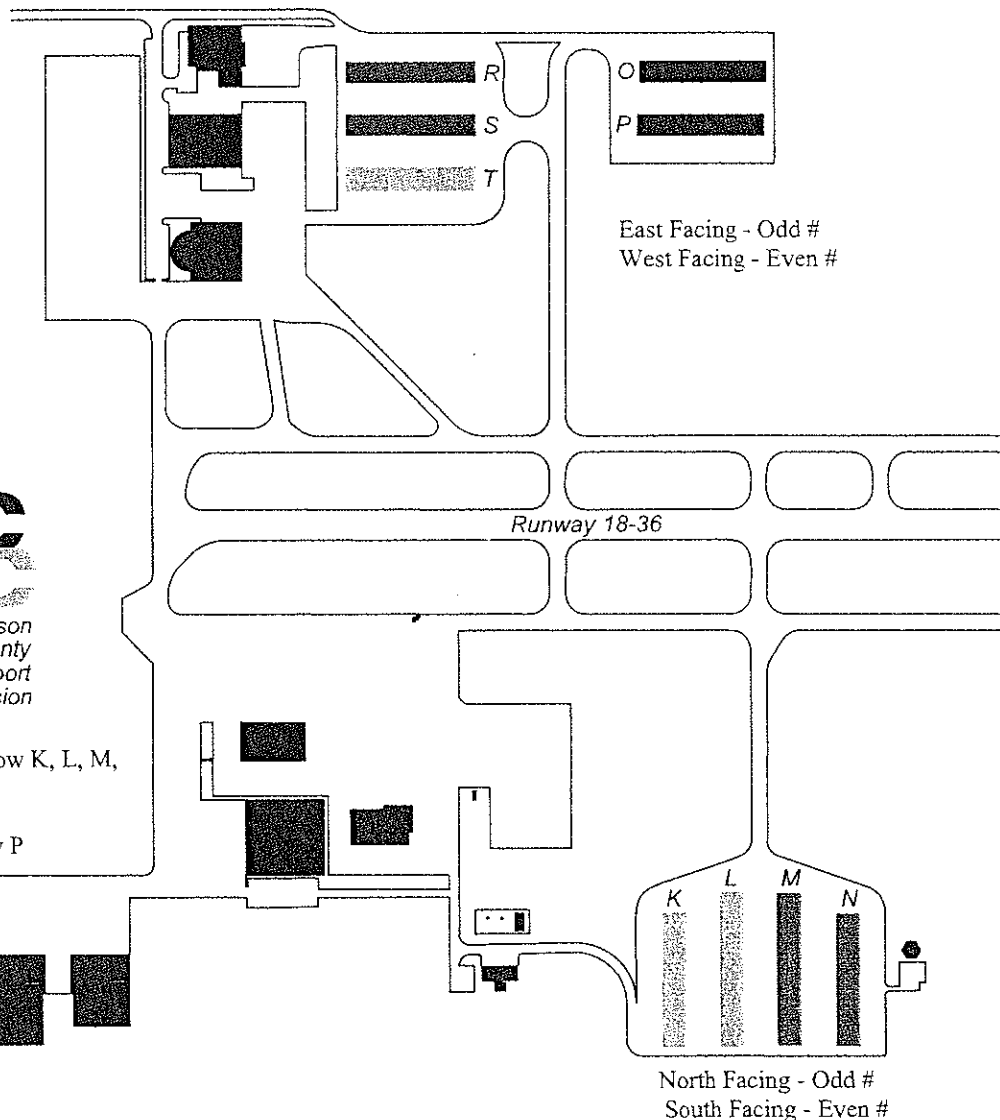
Row	Unit	
K	1	(14 is Maint. Supply)
L	1, 16	
M	1, 16	
N	1, 14	
O	1, 2, 14, 15	
P	1, 2, 11, 12	
R	1, 14	
S	1, 14	
T	1, 14	



***Note:** Not accurate for all end units. Depicted only for general information. Each unit must be inspected individually to see exact dimensions and layout.

JOHNSON COUNTY EXECUTIVE AIRPORT

T-HANGAR MAP



Regular Hangars: Row K, L, M,
N, O, R, S & T

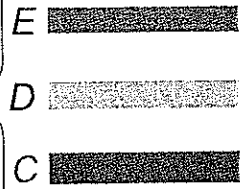
Large Hangars: Row P

North Facing - Odd #
South Facing - Even #

New Century AirCenter

NORTH LOOP ROAD

T-HANGAR MAP



South Facing - Odd #
North Facing - Even #

Regular Size Hangars: Row A, D & E

Large Size Hangars: Row B & C



NORTH

AERO
PLAZA

159th STREET

18



B

A

East Facing - Odd #
West Facing - Even #



CLOSED RUNWAY



Johnson
County
Airport
Commission

RUNWAY 4-22

JOHNSON COUNTY AIRPORT COMMISSION
T-HANGAR RENTAL RATES (Exhibit A)
EFFECTIVE JULY 1, 2015

Rows	Number of Units	Hangar Size	STANDARD T-HANGAR				END T-HANGAR (Includes Additional Space)			
			MONTHLY No Discount	QUARTERLY 2% Discount	SEMI-ANN 3% Discount	ANNUAL 4% Discount	MONTHLY No Discount	QUARTERLY 2% Discount	SEMI-ANN 3% Discount	ANNUAL 4% Discount
<i>New Century AirCenter</i>										
ROW A	24	Regular	275.00	809.00	1,601.00	3,168.00	313.00	920.00	1,822.00	3,606.00
ROW B	20	Large	356.00	1,047.00	2,072.00	4,101.00	415.00	1,220.00	2,415.00	4,781.00
ROW C	14	Large	356.00	1,047.00	2,072.00	4,101.00	415.00	1,220.00	2,415.00	4,781.00
ROW D	16	Regular	275.00	809.00	1,601.00	3,168.00	313.00	920.00	1,822.00	3,606.00
ROW E	16	Regular	275.00	809.00	1,601.00	3,168.00	313.00	920.00	1,822.00	3,606.00
<i>Executive Airport</i>										
ROW K	14	Regular	275.00	809.00	1,601.00	3,168.00	313.00	920.00	1,822.00	3,606.00
ROW L	16	Regular	275.00	809.00	1,601.00	3,168.00	313.00	920.00	1,822.00	3,606.00
ROW M	16	Regular	275.00	809.00	1,601.00	3,168.00	313.00	920.00	1,822.00	3,606.00
ROW N	14	Regular	275.00	809.00	1,601.00	3,168.00	313.00	920.00	1,822.00	3,606.00
ROW O	14	Regular	275.00	809.00	1,601.00	3,168.00	313.00	920.00	1,822.00	3,606.00
ROW P	12	Large	356.00	1,047.00	2,072.00	4,101.00	415.00	1,220.00	2,415.00	4,781.00
ROW R	14	Regular	275.00	809.00	1,601.00	3,168.00	313.00	920.00	1,822.00	3,606.00
ROW S	14	Regular	275.00	809.00	1,601.00	3,168.00	313.00	920.00	1,822.00	3,606.00
ROW T	14	Regular	275.00	809.00	1,601.00	3,168.00	313.00	920.00	1,822.00	3,606.00

Electricity is included in all rent amounts. Rental payments are due in advance the first of each month. If tenant is paying quarterly, semi-annually or annually, the rental payment is due the first day of the first month of the period selected. A 5% late charge will be added to any rent payment not received by the 15th of the month. Tenants who choose other than the monthly payment schedule and wish to terminate their lease will receive a prorated refund. The Airport Commission reserves the right to change rates as necessary. Please indicate your t-hangar number on all payment checks or other correspondence. If you have any questions, call 913-715-6000.