

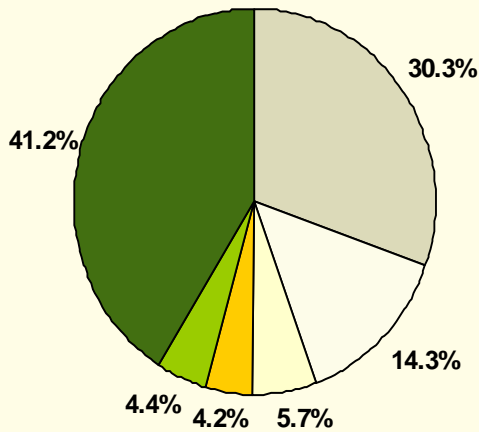
Johnson County: a state comparison

The Kansas Department of Revenue: Division of Property Valuation, has just recently released the 2005 state perspective, and once again, Johnson County proves to be major part of the state's growth.

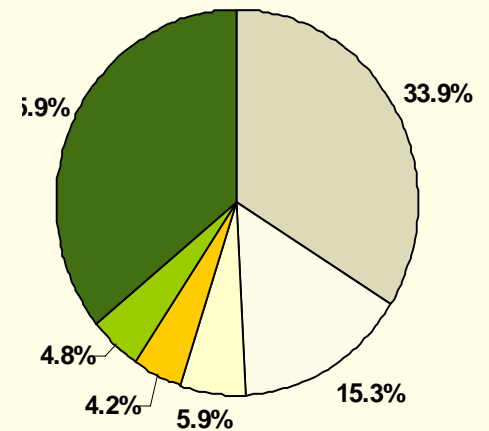
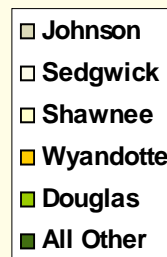
Johnson County leads in "total all property" with having 30.3 percent of the

state's property value, or \$49 billion. For "total real estate" the county has 33.9 percent, or \$46 billion. In "residential new construction," the county has 47 percent of the state's assessed value, and in "commercial new construction," the county has 30 percent.

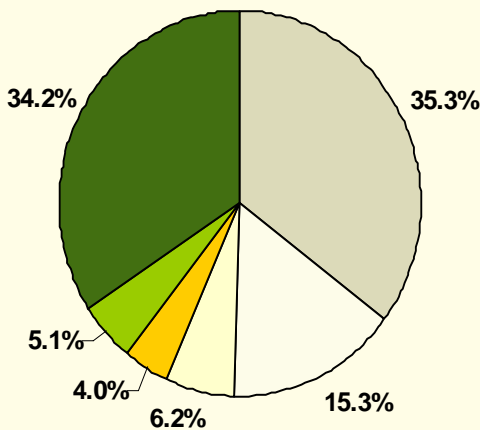
The pie charts below show the percentages for the main categories listed by county and how each county compares with the state's total. For the actual dollar figures, visit our Web site at <http://appraiser.jocogov.org> and click on the link "state perspective" under Statistics.



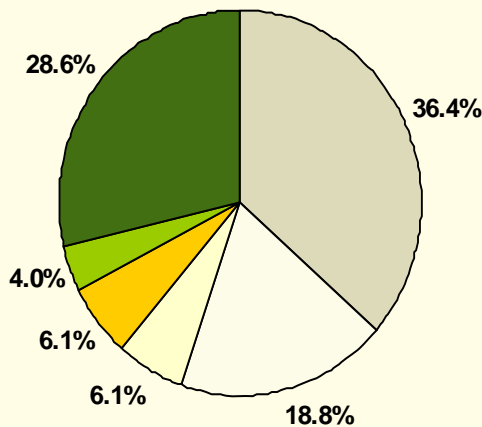
Total All Property



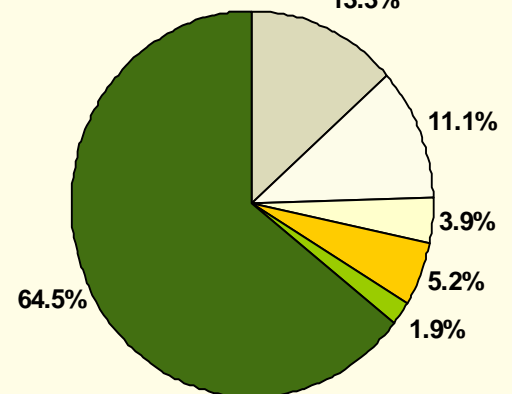
Total Real Estate Property



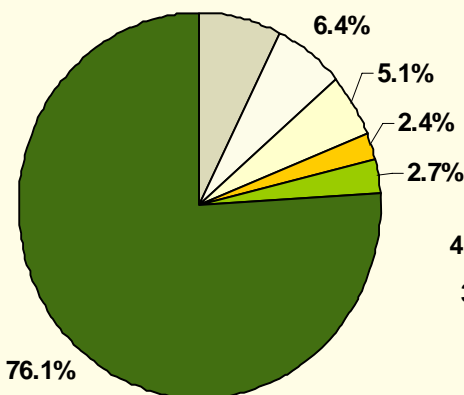
Total Residential Real Estate



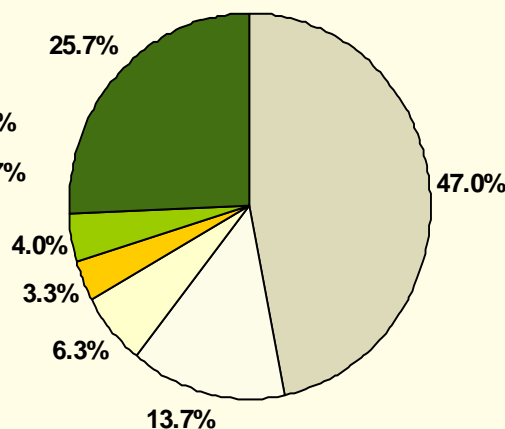
Total Commercial Real Estate



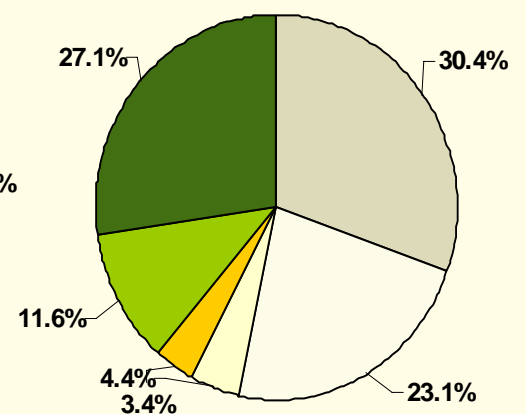
Total Personal Property



Total Public Utilities



Residential New Construction



Commercial New Construction