

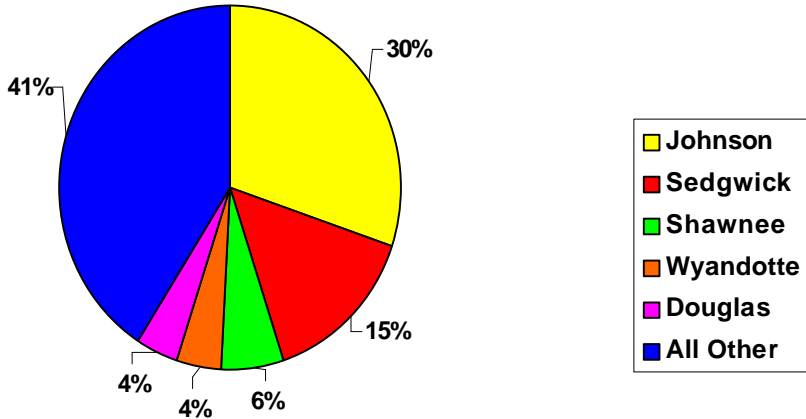
# Johnson County property in perspective

The Kansas Department of Revenue: Division of Property Valuation, has just recently released the 2003 state perspective, and once again, Johnson County proves to be major part of the state's value.

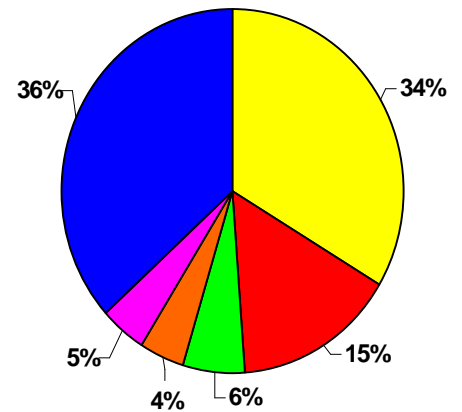
Johnson County leads in "total all property" with having 30 percent of

the state's property value, or \$43.8 billion. For "total real estate" the county has 34 percent, or \$40.8 billion. In "residential new construction," the county has 49 percent of the state's market value, and in "commercial new construction," 28.3 percent.

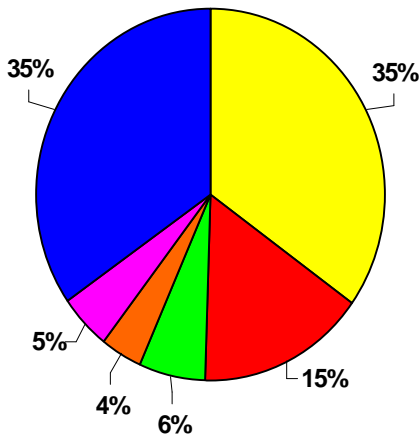
The pie charts below show the percentages for the main categories listed by county and how each county compares with the state's total. For the actual dollar figures, visit our Web site <http://appraiser.jocogov.org> and click on "state perspective" under statistics.



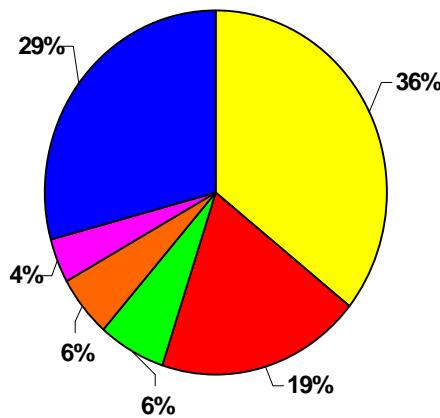
**Total All Property**



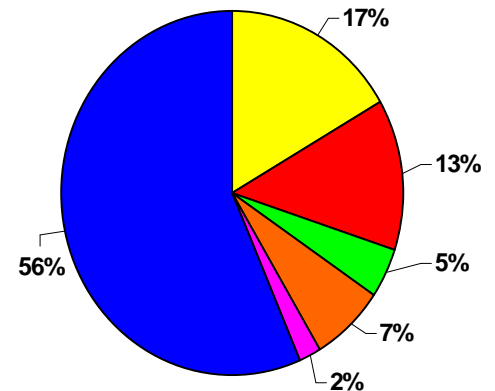
**Total Real Estate Property**



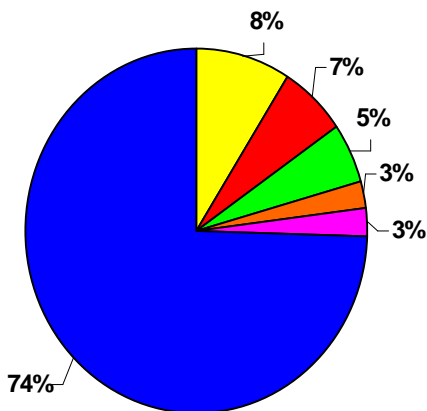
**Total Residential Real Estate**



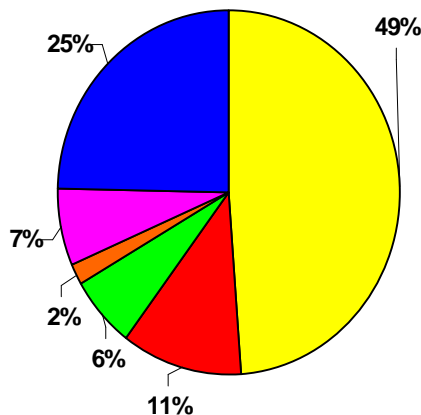
**Total Commercial Real Estate**



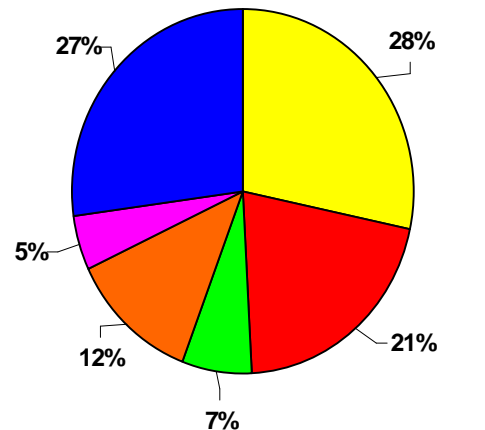
**Total Personal Property**



**Total Public Utilities**



**Residential New Construction**



**Commercial New Construction**