

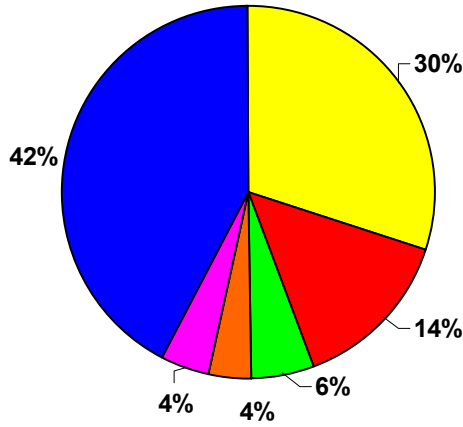
Johnson County: a huge piece of the pie

The Kansas Department of Revenue, Division of Property Valuation, has just recently released the 2001 state perspective, and once again, Johnson County proves to be major part of the state's value.

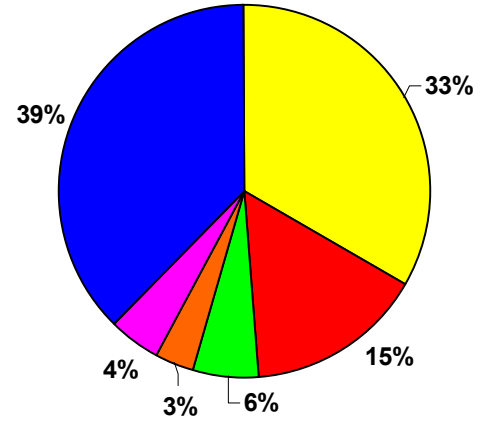
Johnson County leads in "total all property" with having 30 percent of

the state's property value, or \$39.3 billion. For "total real estate" the county has 33.5 percent, or \$36.2 billion. In "residential new construction," the county has 52 percent of the state's assessed value, and in "commercial new construction," 41.6 percent.

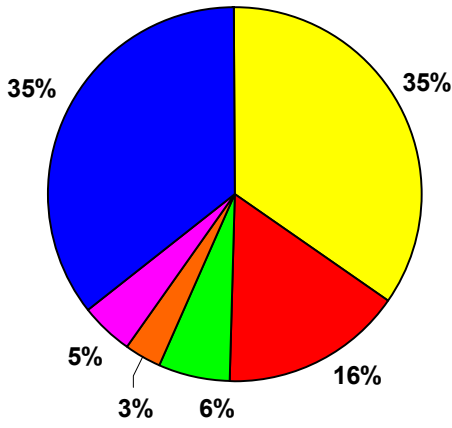
The pie charts below show the percentages for the main categories listed by county and how each county compares with the state's total. For the actual dollar figures, visit our Website <http://appraiser.jocoks.com> and click on the link "state perspective."



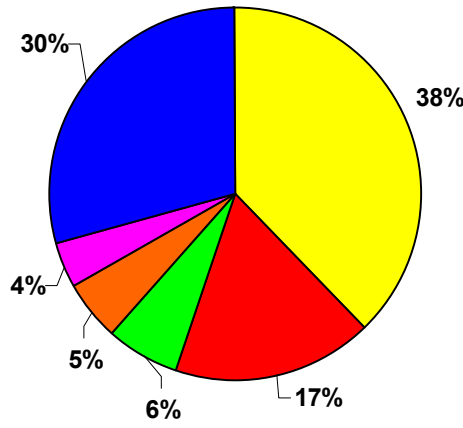
Total All Property



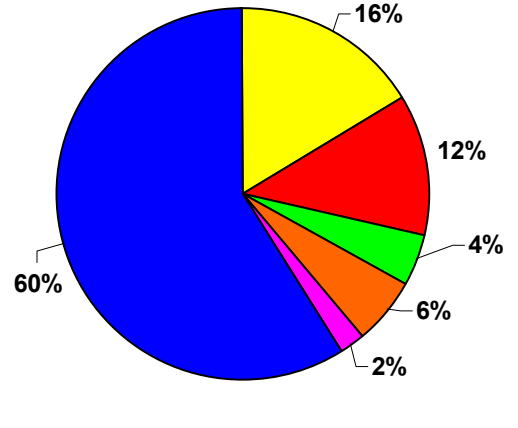
Total Real Estate Property



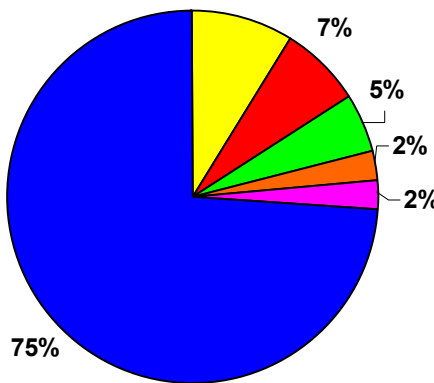
Total Residential Real Estate



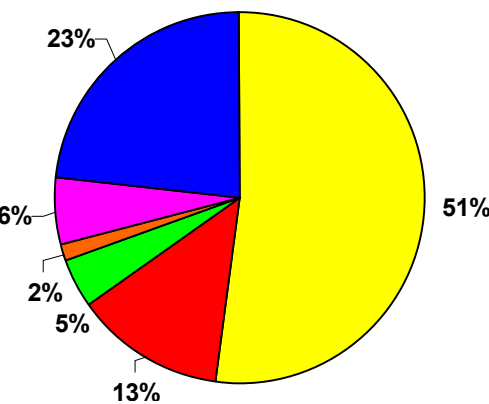
Total Commercial Real Estate



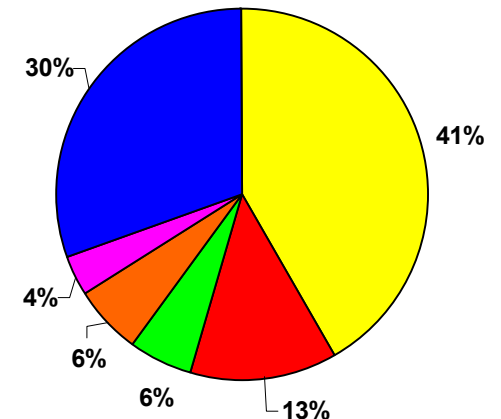
Total Personal Property



Total Public Utilities



Residential New Construction



Commercial New Construction